

EXPONA FLOW PUR

Descrizione

Pavimento vinilico eterogeneo, antistatico, stratificato, stampato effetto pietra, design e effetto legno.

Traffico

Commerciale molto pesante.

Composizione

Resine viniliche, plastificanti, stabilizzanti, pigmenti coloranti, cariche inerti, fibra di vetro, poliuretano. Strato di Pvc superiore trasparente di mm. 0,70 di spessore, strato intermedio film vinilico stampato di spessore mm. 0,07 e supporto costituito da due strati incrociati di film vinilico stabilizzato dello spessore di mm. 1,23; saldabile a caldo con cordolo coordinato.

Caratteristiche generali	Descrizione
Spessore	ISO 24346 (EN 428) 2,0 mm
Strato di usura	ISO 24340 (EN 429) 0.70mm
Peso	ISO 23997 (EN 430) 2,66 kg/mq
Dimensioni, colori e confezioni	Rotoli: mm 2,0 : 44 colori da ml 2 x 20 (mq 40)
Performance generali	ISO 10582 (EN 649): Conforme ASTM F1303: Conforme
Classe d'uso	ISO 10874 EN 685 34,43
Resistenza all'usura	EN 13893: Class DS; DIN 51130 / DIN EN 16165 Ann. B: R10 AS 4586 Appendice D: R10 ASTM D2047: SCOF ≥ 0.5
Contenuto legante	ISO 10582 Tipo I
Resistenza all'abrasione	EN 649 Gruppo T
Reazione al fuoco	EN 13501-1 Bfl-s1
Comportamento elettrico	EN 1815 EN 1815 ≤ 2kV Antistatico
Impronta residua	ASTM F1914 ≤0.005" ASTM F970 (Modified) ≤0.005" (750psi) ISO 24343-1 ≤0.10mm
Sedia a rotelle	ISO 4918 EN 425: idoneo



Stabilità dimensionale	ISO 23999 (EN 434) $\leq 0.40\%$
Flessibilità	ISO 24344 (EN 435) ASTM F137 (Method A) Pass 20mm \varnothing 0.25" Pass
Riscaldamento a pavimento	Idoneo, max 27° C
Solidità alla luce	ISO 105-B02 (Method 3) ≥ 6
Resistenza alla luce	ASTM F1515 $\Delta E \leq 8.0$ - Meets
Resistenza al calore	ASTM F1514 $\Delta E \leq 8.0$ - Meets
Sostenibilità	Prodotto certificato Floorscore GreenTag LCA Rate Silver Plus GreenRate level A Contenuto riciclato 10% Indoor Air Comfort Gold: prodotto certificato Eurofins AgBB passato; Finnish M1 passato; REACH conforme
Riduzione del rumore da calpestio	ISO 10140-3 8dB
Resistenza chimica	ISO 26987 (EN 423) Buona resistenza ASTM F925
Certificazioni	      



WOOD PLANK



Honey Oak 9821
plank size in sheet: 167 x 1500mm
w/r 9821 LRV 22



Toasted Oak 9822
plank size in sheet: 167 x 1500mm
w/r 9822 LRV 18



Classic Limed Ash 9833
plank size in sheet: 166 x 1500mm
w/r 9833 LRV 49



Warm Limed Ash 9832
plank size in sheet: 166 x 1500mm
w/r 9832 LRV 34



Sun Bleached Oak 9825
plank size in sheet: 200 x 1500mm
w/r 9825 LRV 31



Blond Oak 9820
plank size in sheet: 167 x 1500mm
w/r 9820 LRV 28




Roasted Limed Ash 9831
plank size in sheet: 166 x 1500mm
w/r 9831 LRV 27



Ridge Oak 9672
plank size in sheet: 200 x 1500mm
w/r 9672 LRV 34



Borough Oak 9676
plank size in sheet: 200 x 1500mm
w/r 9676 LRV 22



Bracken Oak 9674
plank size in sheet: 200 x 1500mm
w/r 9674 LRV 28



English Oak 9823
plank size in sheet: 200 x 1500mm
w/r 9823 LRV 24



Silver Oak 9826
plank size in sheet: 200 x 1500mm
w/r 9826 LRV 28



Smoked Oak 9827
plank size in sheet: 200 x 1500mm
w/r 9827 LRV 11

MATCHING PLANK



Upland Oak 9675
plank size in sheet: 200 x 1500mm
w/r 9675 LRV 33



Eden Oak 9671
plank size in sheet: 200 x 1500mm
w/r 9671 LRV 37



Serene Oak 9673
plank size in sheet: 200 x 1500mm
w/r 9673 LRV 29



BASKET WEAVE



Eden Oak Parquet 9677
plank size in sheet: 88 x 700mm
w/r 9677 LRV 40



Serene Oak Parquet 9678
plank size in sheet: 88 x 700mm
w/r 9678 LRV 30



Upland Oak Parquet 9679
plank size in sheet: 88 x 700mm
w/r 9679 LRV 33

CHEVRON




Grey Archer Oak 9683
plank size in sheet: 100 x 333mm
w/r 9683 LRV 35




Tan Archer Oak 9684
plank size in sheet: 100 x 333mm
w/r 9684 LRV 32

BASKET WEAVE



Classic Basket Weave 9681
plank size: 297 x 56mm & 120 x 120mm
w/r 9681 LRV 34



Antique Basket Weave 9682
plank size: 297 x 56mm & 120 x 120mm
w/r 9682 LRV 22



CONCRETE




Light Grey Concrete 9858
w/r 9858 LRV 40



Warm Concrete 9855
w/r 9855 LRV 25



Cool Concrete 9856
w/r 9856 LRV 22



Dark Grey Concrete 9857
w/r 9857 LRV 13



Light Industrial Concrete 9860
w/r 9860 LRV 35



Dark Industrial Concrete 9859
w/r 9859 LRV 24



Copper Ornamental 9861
w/r 9861 LRV 19

CEMENT



Chalk Cement 9687
w/r 9687 LRV 53



Dove Cement 9685
w/r 9685 LRV 43



Sepia Cement 9688
w/r 9688 LRV 39



Pewter Cement 9686
w/r 9686 LRV 22


TERRAZZO



Oyster 9693
w/r 9693 LRV 42



Marlstone 9692
w/r 9692 LRV 41



Pebble 9691
w/r 9691 LRV 29




Starlight 9689
w/r 9689 LRV 15


COSMOS




Storm 9845
w/r 9845 LRV 26



Jet 9842
w/r 9842 LRV 8



Oatmeal 9840
w/r 9840 LRV 43



Moleskin 9841
w/r 9841 LRV 28